



FREE STANDING PRODUCT INSTALLATION GUIDE

BTH209
BTH220
SJT200
BTH210S20

Copyright © 2022 KES or its affiliates.

All Rights Reserved.

BTH.V4.0

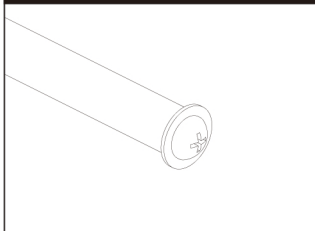
ASSEMBLY INSTRUCTION

MODEL NO. : BTH209 ASSEMBLY ▼

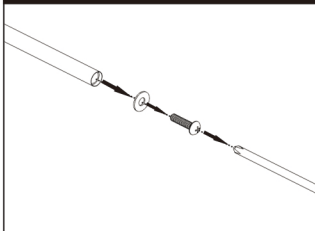
HELPFUL TOOL:



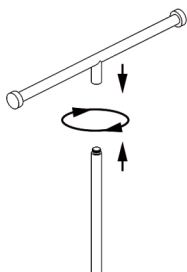
1 The screw and washer have been installed on the bar.



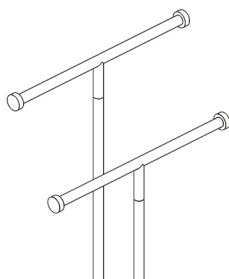
2 Remove the screw and washer from the bar.



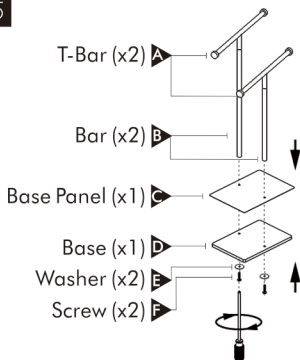
3



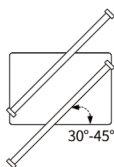
4



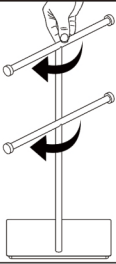
5



Please make sure the T-bars and the base are at an angle of about 30 to 45 degrees after tightening.

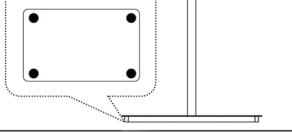


6 Slowly turn the T-bars clockwise until they are parallel to the base.



7

Place the anti-slip adhesives.

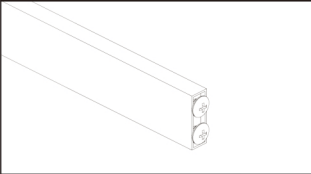


MODEL NO. : BTH220 ASSEMBLY ▼

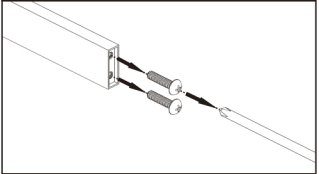
HELPFUL TOOL:



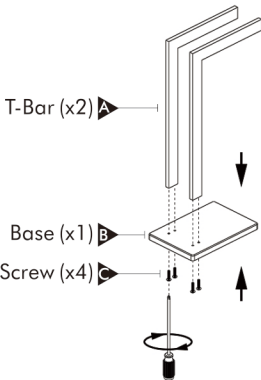
1 The screws and washer have been installed on the bar.



2 Remove the screws and washer from the bar.

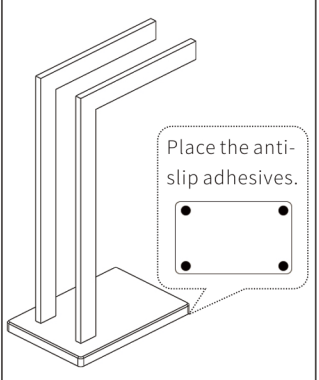


3



4


Place the anti-slip adhesives.



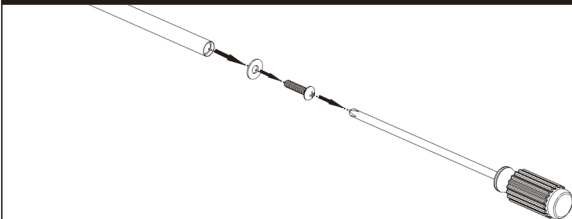
MODEL NO. : SJT200/BTH210S20 ASSEMBLY ▼

HELPFUL TOOL: 

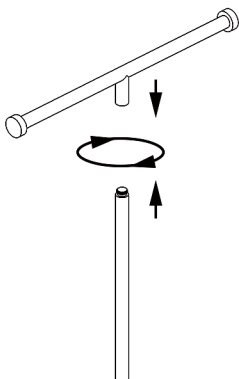
1 The screw and washer have been installed on the bar.



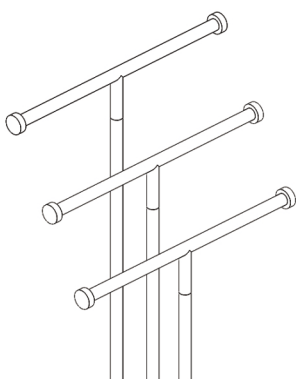
2 Remove the screw and washer from the bar.



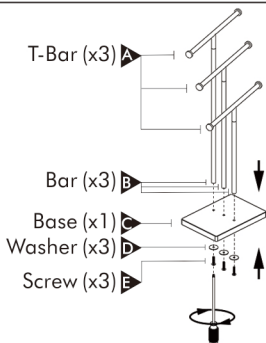
3



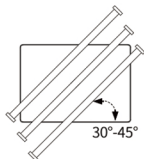
4



5

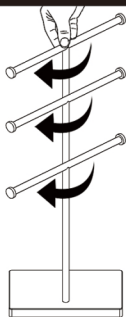


Please make sure the T-bars and the base are at an angle of about 30 to 45 degrees after tightening.



6

Slowly turn the T-bars clockwise until they are parallel to the base.



7

Place the anti-slip adhesives.



KES LIMITED THREE-YEAR WARRANTY

All parts of the KES product are guaranteed to be free from defects in material and workmanship for a period of three (3) years.

This warranty is made to the original consumer purchaser and shall be effective from the date of purchase as shown on the purchaser's receipt.

During the warranty period, if a defect is confirmed by KES after inspection, KES may, at its sole discretion, repair, provide a replacement of any part or the whole product, or make appropriate amendments.

Damages caused by accident, misuse or abuse of use are not covered by this warranty.

Proof of purchase (your original sales receipt) from the consumer's original purchasing agent must accompany all warranty claims. KES will not be responsible for labor charges and/or damages incurred in installation, repair or replacement, nor for any direct, indirect, incidental or consequential damages, losses, injuries or costs caused by the product. In no event shall the liability of KES exceed the purchase price of the product.

THIS WARRANTY IS THE ONLY EXPRESS WARRANTY MADE BY KES. ANY CLAIMS MADE UNDER THIS WARRANTY MUST BE MADE DURING THE THREE YEARS PERIOD REFERRED TO ABOVE.

ANY IMPLIED WARRANTIES, INCLUDING THE IMPLIED WARRANTY OF MERCHANTABILITY OR FITNESS FOR A PARTICULAR PURPOSE, ARE LIMITED TO THE DURATION OF THIS WARRANTY. KES AND/OR SELLER DISCLAIM ANY LIABILITY FOR SPECIAL, INCIDENTAL OR CONSEQUENTIAL DAMAGES.

The above limitations or exclusions apply to you UNLESS the law of the places that you purchased KES product prohibit such limitations or exclusions.

This warranty does not cover any damage to this product due to misuse, abuse, negligence, accident, improper installation, or any use violating the instructions furnished by KES or any use of replacement parts other than genuine KES parts.

If cleaners containing abrasive cleansers, ammonia, bleach, acids, waxes, alcohol, solvents or other such products are used on this KES product, any rights you may have under this warranty will be forfeited.

KES

Keep Efficient Simple