

KES

COAT HOOK INSTALLATION GUIDE

AH203

A4300

BSC410

CUSTOMER SERVICES

cs@keshome.com



CHAT NOW

AH203.V1.0


WARNING

To reduce the risk of injury or property damage, read all of the instructions before installing the product and wear safety goggles. The product must be installed in accordance with all state & local plumbing & building codes. Call a professional if you are uncertain about installing this product.

HELPFUL TOOLS



PRODUCT INTRODUCTION



Parts List

A. Hook (x1)

B. Washer (x2)

C. Screw Cap (x2)


D. Screw (x2)

E. Wall Anchor (x2)


WALL-MOUNTED INSTALLATION

Drill-bit size: 6 mm

Max. load: 5 kg or 11 lbs (Screw-mounted on solid concrete wall)




3



4



5



6



7



ONE-YEAR LIMITED WARRANTY

KES warrants its products purchased from authorized sellers to be free from defects in material and workmanship for one (1) year from the original date of purchase.

WHAT WE WILL DO

KES will repair or replace, FREE OF CHARGE, during the one (1) year warranty period, any part that proves defective in material and/or workmanship under normal installation, use and service.

If repair or replacement is not practical, KES may elect to refund the purchase price in exchange for the return of the product.

WHAT IS NOT COVERED

KES shall not be liable for any damage to the product resulting from reasonable wear and tear, installation and maintenance errors, outdoor use, freezing water, abuse, misuse, and use of cleaners containing abrasive cleansers, ammonia, bleach, acids, waxes, alcohol or other organic solvents.

KES is not responsible for removal, installation, labor charges, or other incidental or consequential costs. In no event shall the liability of KES exceed the purchase price of the product.

CONTACT KES

Email: cs@keshome.com

Online Contact:



Please provide:

- Dated proof of purchase;
- Description of the defect/fault;
- Picture or video showing the issue(s) (optional).



FR

**Pensez à
donner ou recycler.**



Association

OU



Magasin

OU



Déchèterie

<https://quefairedemesdechets.fr>

CONTACT KES

Email: cs@keshome.com

Online Contact:



Please provide:

- Dated proof of purchase;
- Description of the defect/fault;
- Picture or video showing the issue(s) (optional).

KES

Keep Efficient Simple